

# YONDR

THOREAU MIDDLE SCHOOL



## OUR PHONE-FREE SCHOOL

This year our school will be a pilot school using Yondr pouches.

Every student will be assigned a personal Yondr Pouch. While the Yondr Pouch is considered school property, it is each student's responsibility to bring their pouch with them to school every day and keep it in good working condition.



## THE YONDR POUCH

The Yondr pouch and unlocking base allows students experience the focus, creativity, and relief that comes from a phone-free school day.

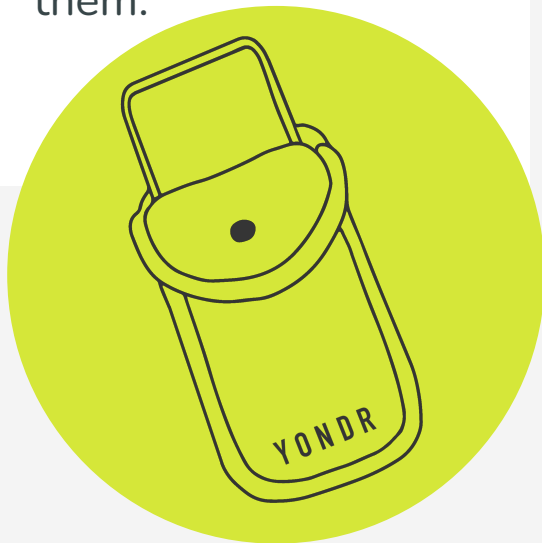




# HOW IT WORKS

## POUCH

Turn off phone or put in Airplane mode. Place inside under staff supervision. AirPods too if you have them.



## LOCK

Push the lock button and take the phone to class.




## UNLOCK

Tap green ring to magnet and press button to unlock.



# DAILY PROCESS



## ARRIVAL DEMONSTRATION

- Turn phone off or on airplane mode
- Slide phone into pouch
  - AirPods as well if you have them at school
- Close the top of the pouch
- Press the green push-pin button to secure



## DISMISSAL DEMONSTRATION

- Tap the side with the green circular ring to the unlocking base
- As you tap pouch on base, press push-pin button to unlock
- Retrieve your phone and keep your pouch with you for the following school day



## PROCEDURES

**WHAT IF YOU FORGET  
YOUR POUCH?**

If you forget to bring your pouch to school, a teacher or administrator will send you to the office to store your cell phone there for the day.

The cell phone policy will be enforced bell to bell each school day.



## PROCEDURES

**WHAT IF THE POUCH IS  
DAMAGED, LOST, OR STOLEN?**

If you damage your pouch, school staff will collect your damaged pouch and your phone and keep it in the front office for the remainder of the school day. If your pouch is damaged or lost, you will be responsible for an **\$18 replacement fee**.

## PROCEDURES

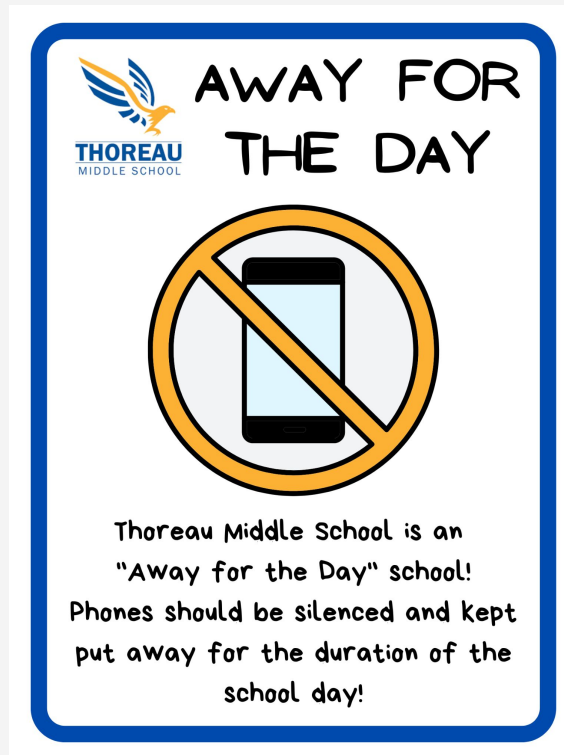
**WHAT IF THE POUCH IS  
DAMAGED, LOST, OR STOLEN?**

If you deliberately damage a pouch and it can no longer be used, the following leveled responses will be used:

- **First Time:** Administration will meet with the parent/guardian; replacement fee will be assessed.
- **Second Time:** Detention will be assigned; replacement fee will be assessed.
- **Third Time:** In-School-Suspension will be assigned; replacement fee will be assessed.
- **More:** Progressive discipline.

\*\* If you attempt to unlock your pouch with a non-YONDR magnet, you risk damaging your cell phone!

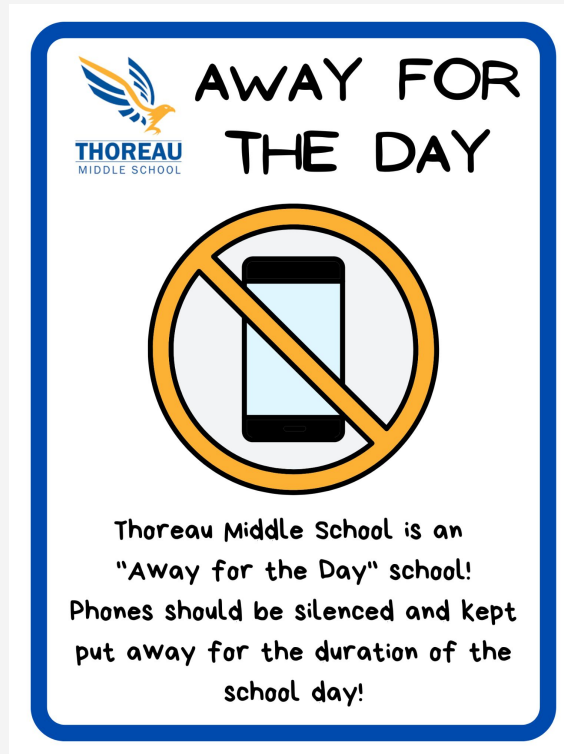
## PROCEDURES

**WHAT IF THE AWAY FOR THE DAY POLICY IS VIOLATED?**

If a student violates the Away for the Day Policy, discipline consequences will include:

- **First Time:** Student will be escorted to the office where they will secure their phone for the day. Parent/guardian will be notified and the student will pick up their phone at dismissal. A warning will be documented in SIS.
- **Second Time:** Detention will be assigned and documented in SIS. Previous consequences also apply.

## PROCEDURES

**WHAT IF THE AWAY FOR THE DAY POLICY IS VIOLATED?**

Disciplinary consequences continued:

- **Third Time:** A parent/guardian must pick up the phone, it will not be released to the student. Previous consequences also apply.
- **Fourth Time (and beyond):** Phone privileges are lost for 20 consecutive school days and it is documented in SIS. Student must report to the front office at arrival to turn over their phone until the end of the day.



# POUCH CARE

Treat your pouch like any other school issued property.  
**Don't pull, pry or damage the pouch** in any way.

Pouches will be checked **daily** in first period.

Your pouch is your responsibility **at all times.**

The pouch should be **closed at all times.**

**FREQUENTLY ASKED QUESTIONS FROM THE  
FCPS CELL PHONE STORAGE WEBSITE**

**[HTTPS://WWW.FCPS.EDU/CELL-PHONE-STORAGE](https://www.fcps.edu/cell-phone-storage)**

**What happens if a student forgets to unlock the pouch before leaving school?**

The student may return to school to unlock their phone before the last late bus leaves at 5:00 PM on Mondays, Wednesdays and Thursdays. On Tuesdays and Fridays, the office closes at 3:00 PM

Otherwise, they will have to wait until the next morning's arrival.

**How will students know whose pouch is whose?**

Each pouch will be numerically assigned to a student and their name will be displayed. School staff will record the pouch assignments, but students will be personally responsible for their pouch for the duration of the school year and keep their pouch with them at all times during the school day.

**Will each teacher be able to unlock student pouches in the event of an emergency situation?**

No. Individual teachers will not be able to unlock the pouches but we have many handheld unlocking magnets which will be taken out of the building in case of evacuation.

**How do I submit feedback regarding the cell phone storage pilot?**

<https://www.fcps.edu/submit-cell-phone-storage-pilot-feedback>

**How do I learn more?**

<https://www.fcps.edu/cell-phone-storage>



**What if there is an emergency at school?**

FCPS students and staff regularly practice lockdown drills and are directed to follow our [emergency response plans](#). Every classroom is equipped with a phone and intercom in case of emergency. All schools have an extensive intrusion alarm system, which is monitored 24/7. School staff (including School Resource Officers) will not be required to store their cell phones.

**How will students be able to contact families if there is a lockdown situation?**

Law enforcement officials have reported that cell phones create a distraction for students that can compromise their safety during an emergency. It can also alert an intruder to their location.

**What if I need to contact my child?**

To reach your student in case of emergency, contact your school's front office.

**How can I support my child's responsible technology use?**

FCPS has a [digital citizenship resource webpage](#) for families, which includes:

- [Tip Sheets](#) about cyberbullying, family media agreements, managing screen time, and more.
- [Recorded webinars](#)
- [Podcasts](#)



# THANK YOU

Learn more  
[www.overondr.com](http://www.overondr.com)